

DIJON MOTORSCUP!

STANDING START BRIEFING

Dijon Prenois




FLAGS AND SIGNS

ACCORDING TO THE REGULATIONS, THE SIGNALLING PROVIDED AT THE
COMMISSAIRES' POSTS MAY BE COMPLETED BY LIGHTS
THE RACE DIRECTION MAY ALSO USE A LED PANEL IN ITS DISPLAY AREA TO
PRESENT THE PENALTIES




Presented by the DC in the Race Direction signalling area



TRICOLOUR

ONLY IN CASE OF MALFUNCTION OF
THE LIGHTS

Start signal of a race




CHECKERED FLAG

END OF TESTS or RACE
Slowing down lap

You are under parc fermé



Presented agitated by the marshals at his post



WHITE

ATTENTION

You are going to catch
up with a SLOW
VEHICLE



GREEN

“End of neutralised zone”

Return of the track to its
original state

End of Safety Car operation



BLUE

ATTENTION

A faster car tries to
overtake you

GIVE WAY



Presented agitated by the marshals at his post

=  **DANGER**  = **SLOW DOWN !**

= Overtaking is strictly forbidden from the first yellow flag marshal's post to the green flag marshal's post or without flag




YELLOW

Be prepared to change direction

Danger on the edge or part of the track

Presented for 2 laps

May be presented to reinforce double yellow flag signalling



2 YELLOW

A **DANGER** totally or partially obstructs the track

Stewards are working on the trackside or ON the track



Presented agitated by the marshals at his post

Neutralisation of tests



Neutralisation of races




SLOW DOWN !

Do not zigzag or brake and
accelerate too quickly

Overtaking is not allowed



SC PROCEDURE



In the event of a major incident the Race Direction may decide to neutralise the race by means of a Safety Car operation

- A waving yellow flag + "SC" signs will be displayed at all commissaires' posts; double yellow flags will be waved at the location of the incident(s)
- From this moment on, all competitors must slow down, not overtake each other and stay in line behind the leader
- The leader will keep the peloton at a slow speed to assist the insertion of the safety car
- The SC will enter the track with its yellow lights on, ahead of the leader.
- If the SC is not in front of the leader, he can signal you to overtake him by turning on the green light of his light bar.
- When the track is back in race condition, the SC will turn off its lights at the recommended location (specified in the briefing) and the yellow flags will be removed, only the "SC" signs will be displayed
- The SC will retire to the pit lane, the cars will continue on track and will be presented with a green flag on the restart line indicating the restart of the race
- **ATTENTION:** when the SC has its lights on, you must follow it wherever it goes (escape routes, pit lanes etc...)



Change of grip flag presented **FIXED** by the marshal



YELLOW & RED

BE CAREFUL!

Track grip changes
There may be oil, water, gravel....



Penalty flags, displayed FIXED in the Race Direction zone



BLACK
Orange
+ N°

MANDATORY PIT STOP
Technical problem



BLACK &
WHITE
+ N°

WARNING
Unsportsmanlike drive
Failure to respect track
limits



BLACK
+ N°

MANDATORY PIT STOP



Penalty signs displayed in the Race Direction area

**Drive
Through**

123

Presented 3 laps maximum
Must go through the pit lane

**STOP &
GO**

123

Presented 3 laps maximum
Obligation to stop at the penalty area

**Penalties must be carried out as soon as possible without stopping in the pit
These penalties cannot be carried out during a SC operation**




Presented agitated at all marshals' posts and DC area



REDUCE SPEED IMMEDIATELY
NO OVERTAKING ALLOWED

GO INTO THE STANDS WAY (unless otherwise stated in the DC briefing)

YOU ARE UNDER PARC FERME



In Tests

You are under parc fermé
Do not stop at your stand
Qualifying: Time stopped

In Race

Staying in the traffic lane

Stop 10m before the pit exit lights without overtaking = keep your order on track

Stopping time

The S.C. takes position in front of the leading car

If the first cars are the last in the ranking, the D.C. makes these cars start for 1 lap and then come back to the end of the line in the pits.

Track ok = Green pit exit - restart of the race under SC procedure



Pit exit lights



10 m



BOX

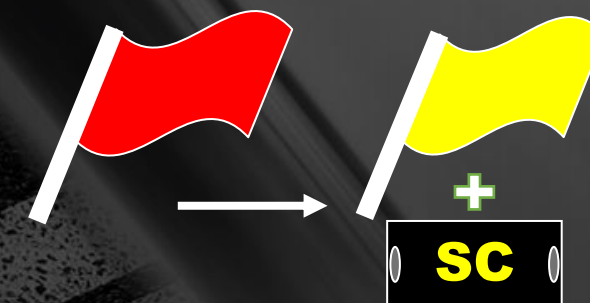
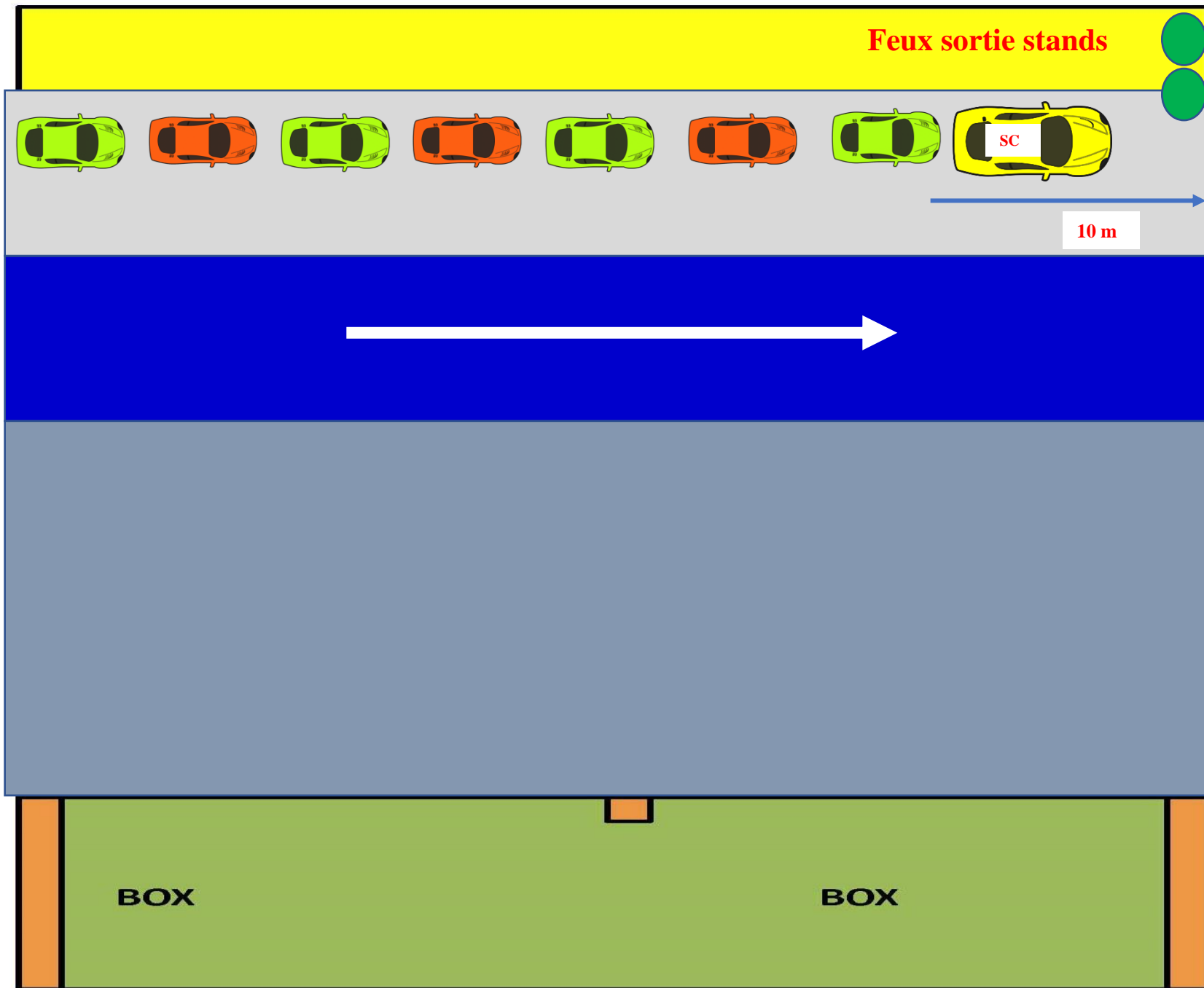
BOX

DIJON 
MOTORSCUP!

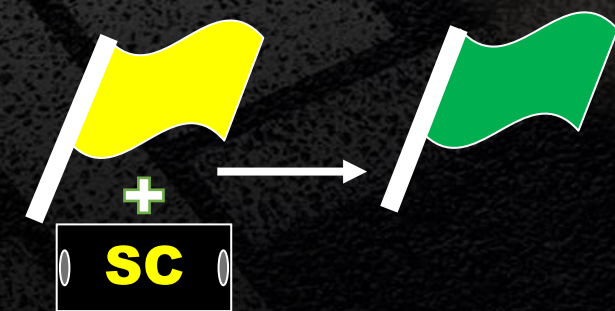


Neutralized track
The cars remain in the traffic lane and move towards the pit exit line and stop 10 metres from it






On-track interventions
completed
Restart of the race
under SC procedure



NON-COMPLIANCE WITH SIGNS



Ex: Overtaking under yellow flag, during FY or SC

On the report of the marshal or found by the DC :

In the tests: Cancellation of best time

In the race: Drive Through

Drive Through

STOP & GO

After 3 Presentations:


Black Flag

Transmission Sporting steward

After 4 Presentations :

Transmission Sporting steward

Transmission FFSA

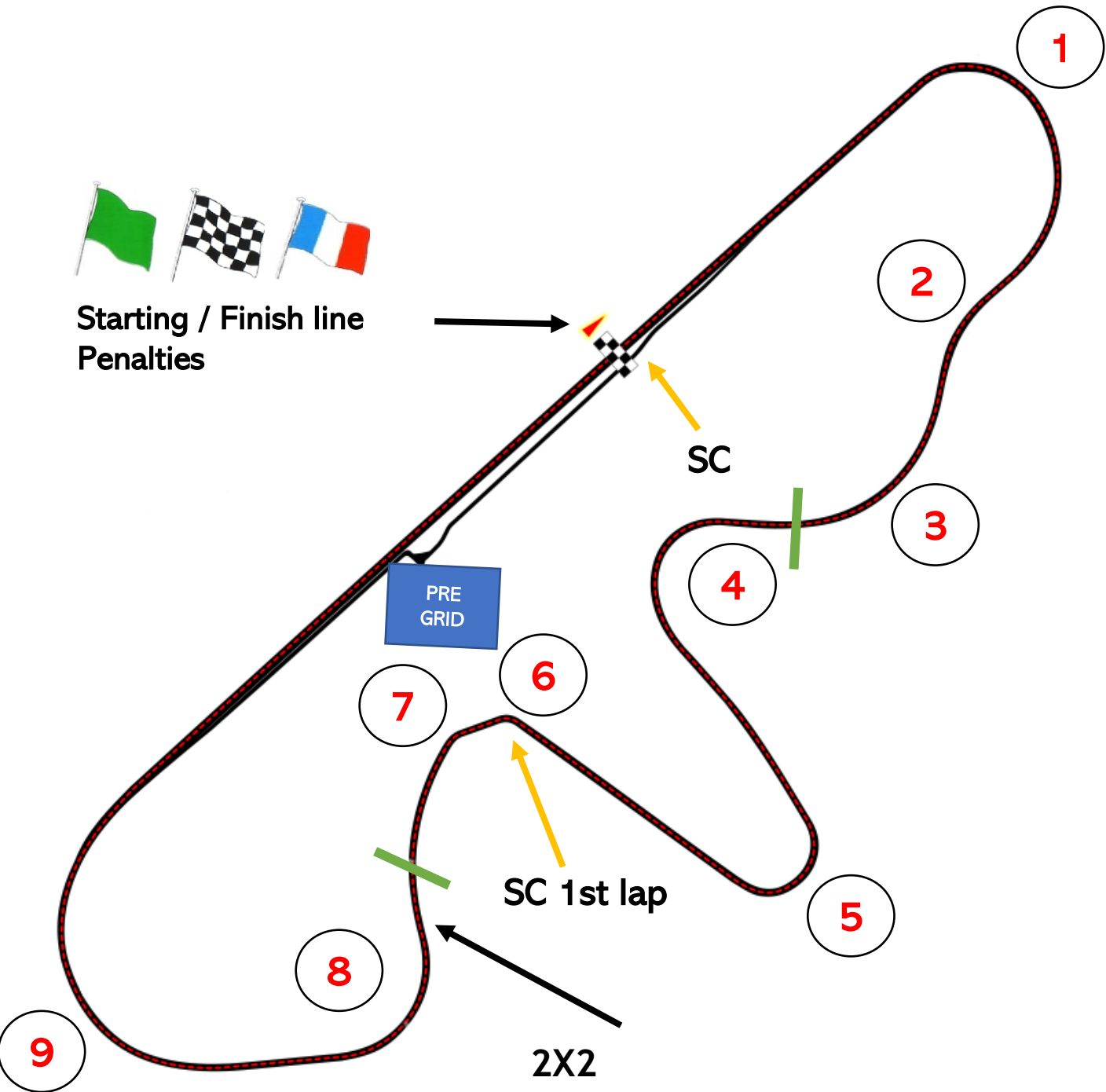


SPECIAL FEATURES





Starting / Finish line
Penalties



TRACK ACCESS VIA PADDOCK P1



PODIUM



BOX N°1 – PARC FERME



PREGRID P1



MOVING DIRECTION




TRACK ACCESS VIA PADDOCK P4



PODIUM



BOX N°1 – PARC FERME



PREGRID P4



MOVING DIRECTION



STANDING START – POSITION ON THE GRID



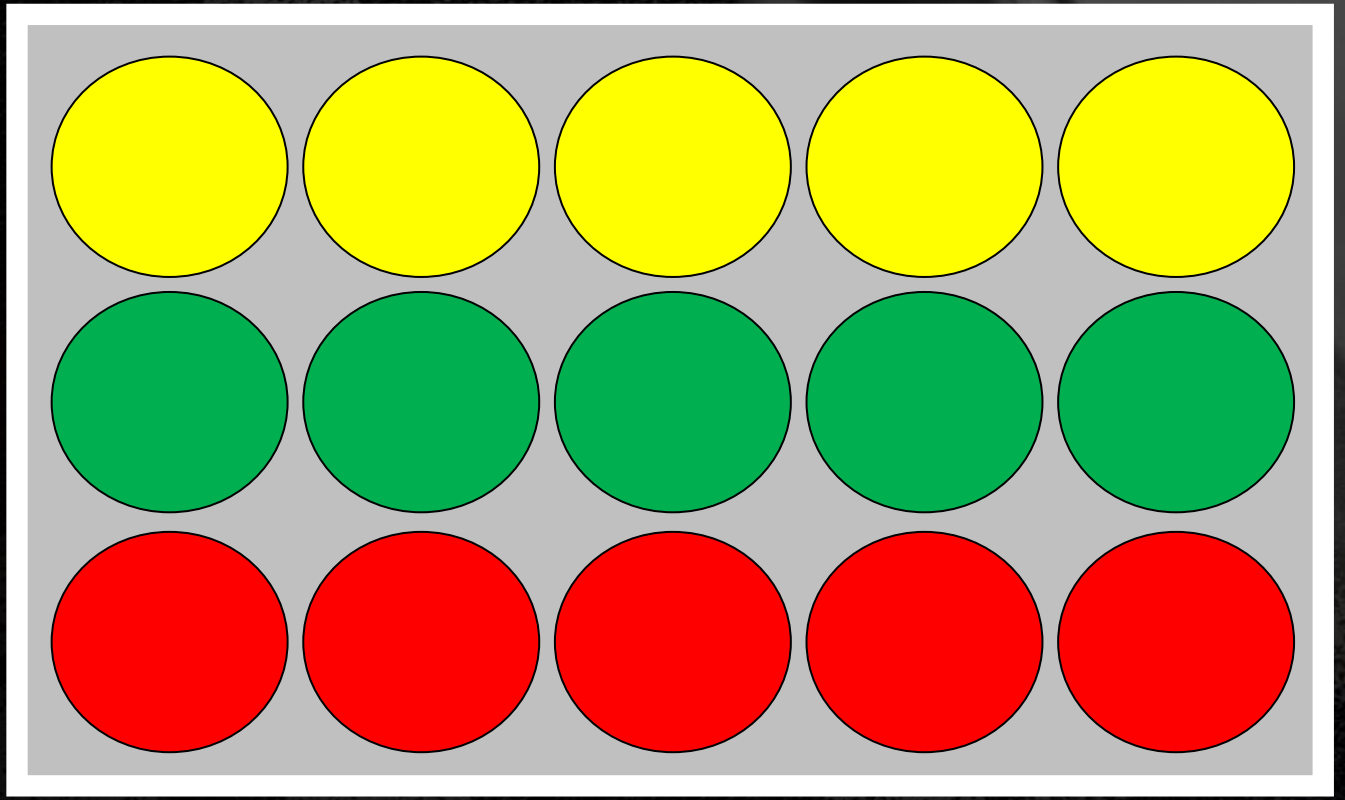

Pole



DO NOT FILL IN THE GAPS



STARTING LIGHTS




STARTING LIGHTS – Light procedure

Formation lap

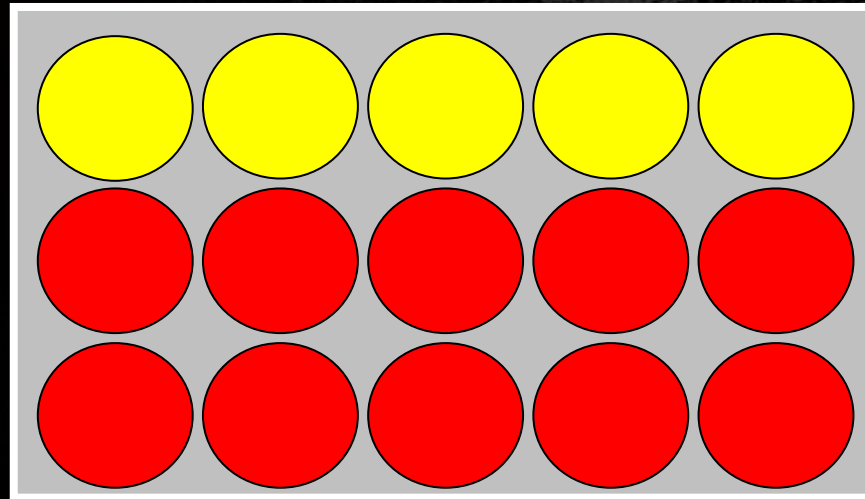
Setting up a grid

5s panel presentation

Start of procedure



Start at light off




Delayed departure

New formation lap

The race is reduced by one lap


ENTRANCE OF THE PITS – SPEED LIMIT



**SPEED CONTROLLED
BY RADAR
TIME LOOPS**



PIT EXIT



EXIT OF THE PITS

White pit exit line
Forbidden to cross it





Exit of vehicles broken down

Panel E = Extinguisher, in case of smoke or fires stop if possible as close as possible to a panel E



Timing line
Start/finish line
Safety-car restart line



TRACK



STOP & GO
123


Drive Through
123



TRACK – LIGHTED SIGNS



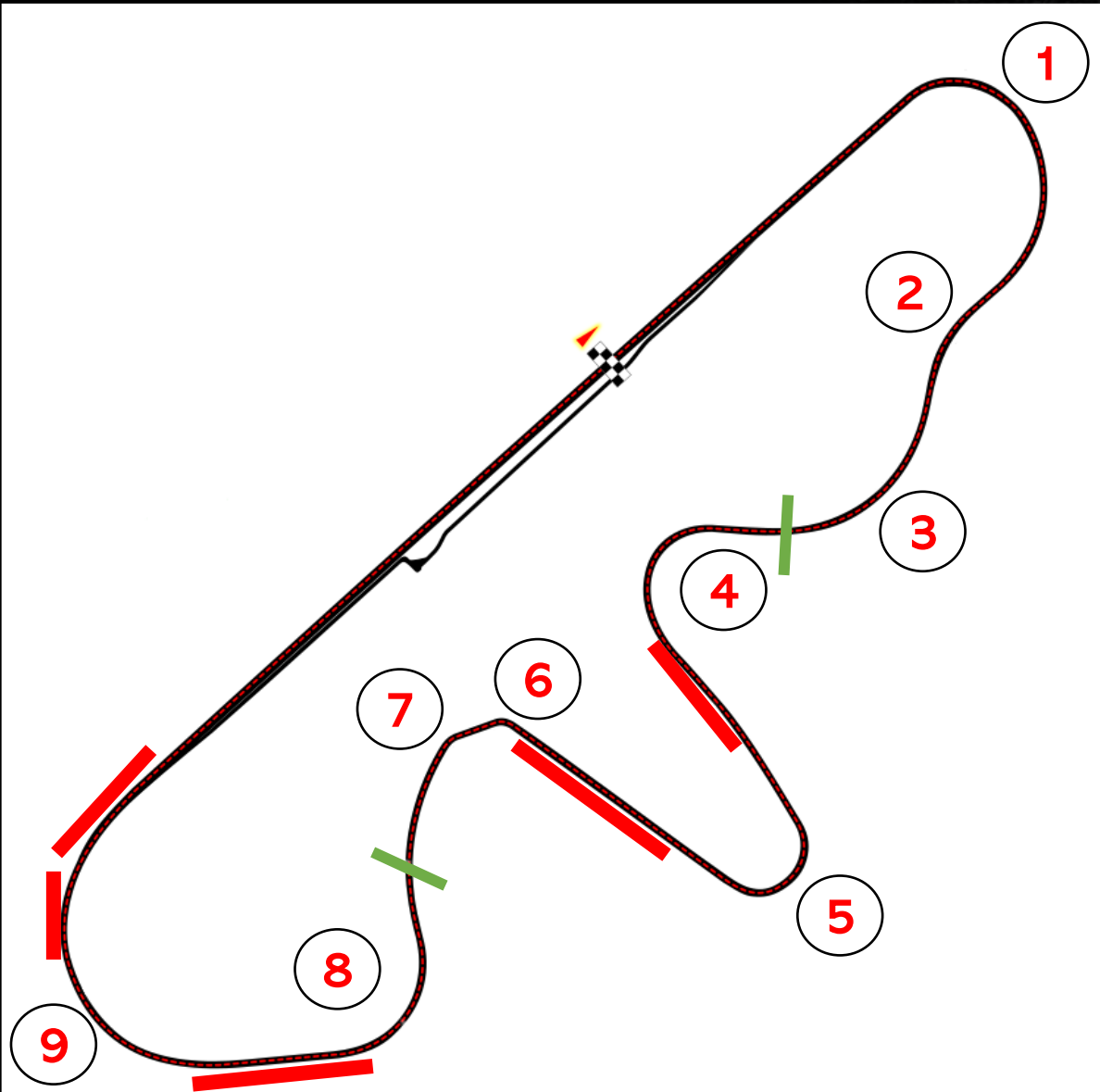
TRACK LIMITS



The track edges are considered to be part of the track but the kerbs and the paint zone are not.



TRACK LIMITS



QUALIFYING:

- 1st time: **Cancellation time + Screen message**
- 2nd time: **Cancellation time + Warning**
- 3rd time: **Cancellation of lap time and best time**

RACES:

- 1st time: **Screen message**
- 2nd time and more: **5 seconds off the ranking per infringement.**

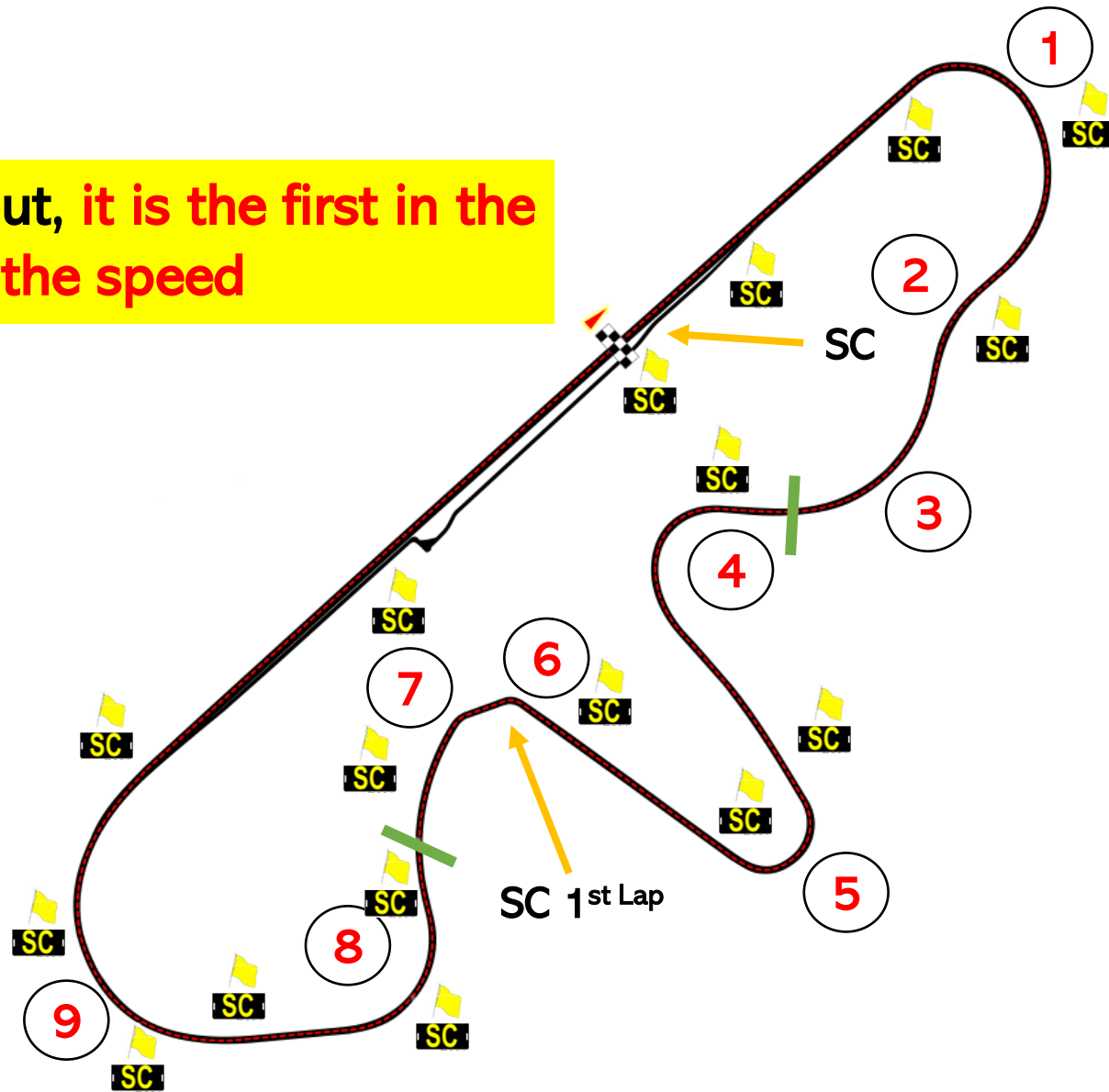


PENALTY AREA



SAFETY CAR

Until the Safety Car comes out, it is the first in the race to regulate the speed



The Race Direction thanks you for your attention and wishes you a good weekend

